

'16 ANNUAL REPORT

 aeeris limited



MAPPING RISKS AND OPERATIONS

Real time mapping
and analysis of
threats to a business
to identify emerging
threats and react to
them



TRACKING AND MONITORING

High resolution and
persistent monitoring
and tracking of work
forces and assets
indoors and outdoors
anywhere in the world



COMMUNICATION AND ALERTING

Multi-channel, location
based alerting and
communication to
individuals or to millions
instantaneously

For personal use only

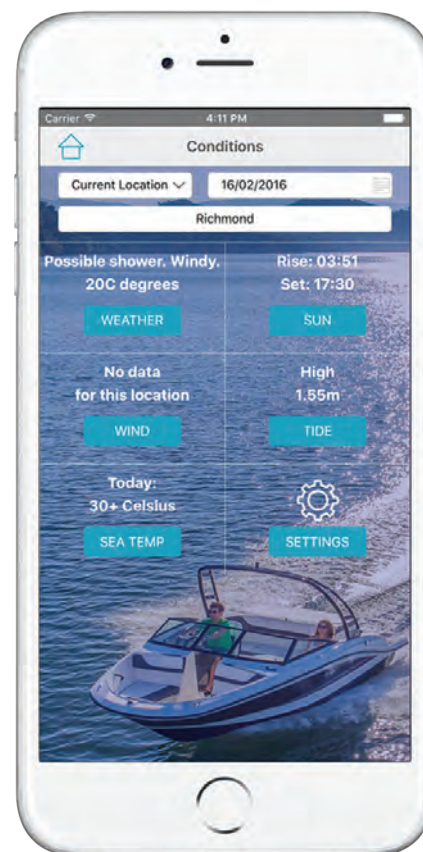
CONTENTS

HIGHLIGHTS 2016	03
CHAIRMAN AND CEO'S LETTER	04
OPERATIONAL YEAR IN REVIEW	06
DIRECTOR'S REPORT	11
REMUNERATION REPORT	16
AUDITORS' INDEPENDENCE DECLARATION	19
FINANCIALS	20
INDEPENDANT AUDITOR'S REPORT	52
ADDITIONAL INFORMATION FOR LISTED PUBLIC COMPANIES	54
CORPORATE DIRECTORY	56



HIGHLIGHTS 2016

- FY16 was a transformation year for the Company following ASX listing on 1 April 2015
- A year of continued gains in our core businesses and preparation of new product offerings to drive future revenue growth
- Completed recruitment of key staff in software development, sales & marketing, finance, admin and operations, resulting in the company now having an integrated team for future growth
- New customers and groundbreaking new technologies developed to diversify the Company's revenue streams towards more quickly scalable products in the geospatial systems, data and content sectors
- Sustained R&D efforts to develop these new software solutions for our corporate and enterprise customers, notably the SecureAMS product being rolled out for two major customers currently
- Growing revenues across the customer base, except for the decision not to renew a major (loss-making) contract, which has temporarily impacted top line revenues, but new higher margin products and customers are replacing this lost revenue
- Strong sales pipeline looking forward into FY17
- Focus is on achieving strong organic growth of the Early Warning Network business unit, as well as the new SecureAMS product range



Screengrab of a forecast page in the Club Marine App

Financial Highlights

- Total Income of \$1,915,547, an increase of 62% compared to \$1,183,866 for the previous Full Year (30th June 2015)
- Operating Revenues from Ordinary Activities up 51%, compared to previous corresponding Full Year
- EBITDA (Earnings Before Interest, Depreciation & Amortisation, including write downs of intangibles) of (\$361,943)
- Net Accounting Loss for the Reporting Period of (\$1,472,213) compared to (\$722,216) for the previous corresponding Full Year
- Net Accounting Loss includes, and is inflated by, \$1,110,270 of goodwill right-downs, depreciation, amortisation and intangible impairments
- Net assets of 4.7 cents per share as at 30th June 2016, including \$1.73 million cash at bank, or 3.2 cents per share

CHAIRMAN AND CEO'S LETTER

Dear Shareholders,

I am pleased to report another successful and highly active year for Aeeris. On behalf of my fellow directors I would like to thank all of my staff and shareholders for their support throughout the year to help build what is a strong platform and business for sustainable growth.

Following our successful listing on the ASX in April 2015 we have focused on growing our business, while developing groundbreaking new technology products, and assembling a highly capable team to deliver on these objectives.

Financial Result

This year recorded a strong result for Aeeris with total revenues of \$1.9 million, reflecting top line growth for the underlying business of over 51% in FY15.

Revenue growth this year was driven by the increased demand from our existing clients upgrading their service packages, plus the development and deployment of new systems.

Aeeris is now a major technology and content supplier of severe weather and hazard information to key players in important Australian industry sectors such as insurance, telecommunications, rail, retail and leisure, and government.

Net loss for the year was (\$1,472,213), an increase on the previous year due to goodwill right-downs, depreciation and amortisation of our technology platform, and intangible impairments.

At an EBITDA level (Earnings Before Interest, Depreciation & Amortisation, including write downs of intangibles) the Company showed a loss of (\$361,943).

Your Company is firmly focused on achieving operational break-even in FY17, establishing a financial base from which we can rapidly scale the revenue on earnings in future years.

Operational Performance

During the year we added numerous corporate customers to our client portfolio, bringing our total number of clients at the end of June 2015 to 110.

Notable new clients during the year include Allianz insurance group, NBNco, Ericsson, AAMI insurance group, and a major pilot trial with Scentre Group (Westfield Shopping Centres).

We also hired a number of key additions to our team of valued personnel, in areas such as technology development, sales and marketing, and finance and administration. We now have a stable and integrated team in the Company universally focused on our objectives.

Our team includes talented software and app developers and industry leading meteorologists.

In FY15 the Company was developing a new product set known as Safe@work which is an app targeting the Workplace Health & Safety sector. This product has evolved significantly over FY16 and has been re-branded as **SecureAMS** (Secure Access Management System).

The potential of the SecureAMS product is set out later in this Annual Report.

Market Conditions

Headline events combining severe weather, terrorism and other disasters that can strike seemingly anywhere, has peeled away at the feeling of insulation businesses normally have from such experiences. Safety, security and compliance have become critical within the risk registers of businesses and government, especially large enterprise with distributed footprints.

This is where Aeeris' Early Warning Network (EWN) is gaining real traction. The GNIS software offers the capabilities for businesses to put in place a variety of mapping, monitoring, tracking and communication systems to enable them to prepare, secure and manage work forces and assets.

Costly experiences in failing to effectively manage contractor and in-house workforces has seen security and safety become the highest priority in compliance. This has borne out with the current implementation of Aeeris' systems into several of Australia's largest enterprise property and retail management operations.

The caveat to this is that because the subject matter is of such importance, and the systems complex, integration into these large enterprises takes time. Once installed, these initial examples provide both a template and reference site for those that follow.

Strategy and Outlook

Throughout 2016 and 2017 we intend to continue to develop new technology to improve our current product offering, and drive revenue growth. We believe these new products are highly scalable and can achieve high margins.

We will also continually drive the growth and feature set of our original Early Warning Network services, which have proven to be indispensable to the corporate customers who use them to protect their operations and people from severe weather and hazards.

The directors and management of Aeeris are very focused on growing revenues and taking the business into profitability as soon as possible. Many growth initiatives are underway, and the Company is optimistic about the full sales pipeline.

Aeeris is committed to building a robust and profitable Company powered by leading edge technologies, applications and high value services, generating recurring annuity revenue streams, from enterprise and government customers both locally and Internationally.

I want to thank shareholders for their ongoing support in our first full year as an ASX listed company, and I look forward to providing further updates on our business over the next year.

Yours Sincerely



Kerry Plowright
Executive Chairman and CEO

OPERATIONAL YEAR IN REVIEW



aeeris limited

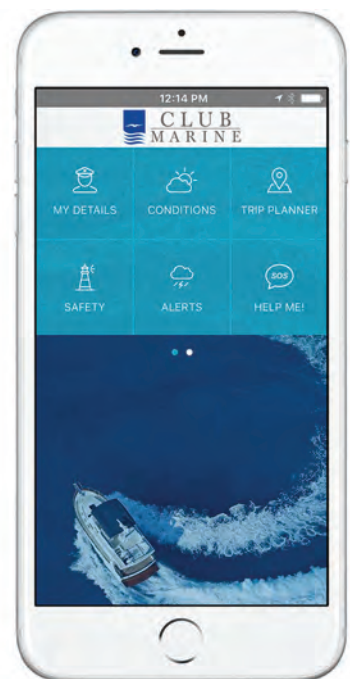
EARLY WARNING NETWORK
(EWN) DIVISION

SECURITY ACCESS SYSTEMS
DIVISION

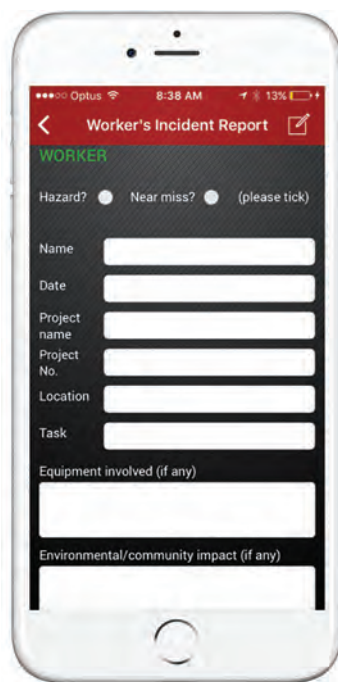
Early Warning Network (EWN) Division

Products & Services

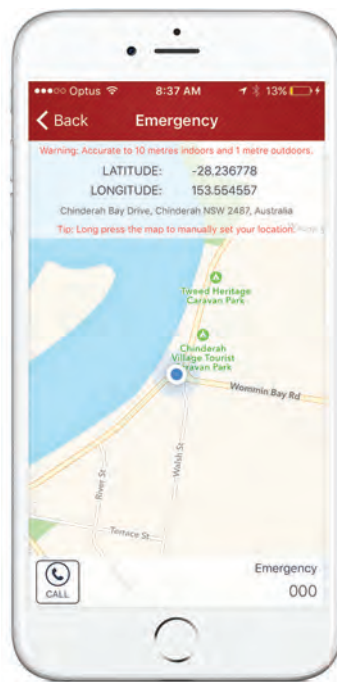
- EWN is Aeeris' core division, founded in 2007.
- Leading provider of Severe Weather and Hazard warnings and alerts to corporate and enterprise clients.
- EWN's proprietary Geographic Notification and Information System (GNIS) platform ingests vast amounts of live data from various public and private sources on weather events, storms, bushfires, traffic incidents and other geospatial events which impact our client's operations.
- The GNIS platform maps, tracks and analyses these events, locates our client's personnel, and sends them information alerts in a timely fashion so that assets and people can be managed and protected.
- This includes bespoke content, and data streams that link directly into our client's systems. What impacts one client is not the same as another. Importantly the system manages data based on thresholds according to the levels or metrics which define a threat for a particular client.
- Products include – All Alerts, Situation Room, Embargo services, and mobile workforce solutions. The GNIS solution can be applied to a business or government operation in minutes, essentially just requiring the import or registration of people and assets into the system. It is highly scalable and extensible.
- EWN also provides a post-event service called View360, using UAVs (aerial drones) to collect video data for some of our customers after a major damaging events such as a storm or bushfire.



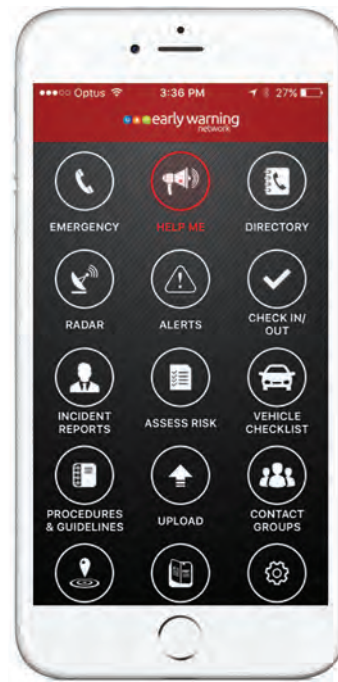
Homescreen of the Club Marine App developed by EWN – A finalist in the prestigious Australian Insurance Awards 2016



One of the new features of safe@work, Georeferenced worker's incident report through the app.



Updated maps inside safe@work now include Lat/Long and street address information



Homescreen of the recently upgraded safe@work mobile app now including further worker management features

Addressable Market

- In the modern connected world, EWN provides critical data and content to large organisations, government agencies and enterprises regarding the impact of geospatial events, including severe weather, on their operations, assets and people.
- Key sectors that benefit from these services include insurance, rail, infrastructure, energy, telecommunications and large retail.
- Whether it's Australia's largest broadband network, leading insurance groups, blue chip property managers, or major retail centre operators, EWN is clearly imprinting itself at the top of end of town.
- Despite the slow sales cycle because of the size of these organisations, the early incumbency is now accelerating the acceptance of our solutions across the market. This will move faster again when we are able to point to these reference sites.

Growth Opportunities

- Organisations are increasingly aware of the advantages of incorporating geospatial data into their operations, and appreciate that EWN provides mission critical information for protecting their people and assets, or notifying their own customers – both in Australia and globally.
- New growth areas for EWN services include insurance companies and municipal governments using our systems to provide alerts to their customers and constituents.
- A key example is EWN providing the weather alerts for the popular AAMI Access App, used by thousands of AAMI insurance customers.
- Other growth areas include organisations incorporating our weather data into their operational planning, such as transport, infrastructure and emergency services customers.

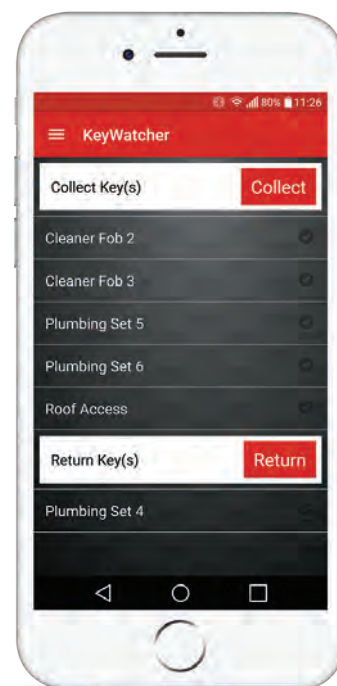


Map showcasing the global reach of EWN's mobile apps

Security Access Systems Division

Products & Services

- Aeeris has responded to demand in the market for a dynamic system to track, map and monitor operating personnel while in the workplace, to manage safety, security, access to restricted areas, timesheets, and prevent fraud and unauthorised activity.
- The key product offering is **SecureAMS**, which the Company has been earnestly developing during FY16 in response to the requirements and demands of our enterprise customers.
- An emerging issue for enterprises is that increasingly large proportions of workforces are now external contractors. Monitoring, tracking and managing security access for these personnel has become a serious issue.
- SecureAMS allows large organisations to live track, monitor and manage large workforces and external contractors undertaking activities within facilities such as casinos, shopping centres, universities, airports, industrial sites and infrastructure projects.
- The solution evolved from the the workforce safety and threat notification capabilities of Aeeris's core technology platform, GNIS. Our new enterprise customers wished to extend the smart phone based safety, alerting and security features of our core products to enable them to manage dispersed workforces.



Secure AMS app featuring keywatcher access and key management through the app.

The SecureAMS system is a Software Platform as a Service (SaaS) solution which resides with the Aeeris core GNIS platform, which manages a vast live database of information regarding the location and activity of hundreds of thousands of mobile devices and assets. This GNIS system is central to Aeeris core Early Warning Network threat notification and severe weather alerting services.

SecureAMS also comprises a smart-phone mobile application (to be installed on the phone of each worker), and a control-room dashboard for use by the enterprise customer. The combination of these components enables a unique workforce management system for:

- Monitoring, tracking and recording all worker and contractor movements within the secure workspace;
- Communicating with all workers regarding hazards, safety, other information;
- Biometrically authenticating users for security purposes using facial recognition on the users own phone;
- Simultaneously managing, mapping, and tracking the workforce.

These groundbreaking new capabilities, allow our corporate clients to take control over safety, security, procurement, fraud, and in particular manage authentication, access and keys for certain workers and contractors within defined areas.

Keywatcher Features

An additional important capability of SecureAMS is the way it seamlessly interfaces with the popular KeyWatcher Cabinets, a product manufactured by US firm Norse Watchman.

KeyWatcher cabinets are a widely distributed device for managing the access to keys used by personnel for access to security doors, access points and vehicles. There are well over a thousand KeyWatcher cabinets installed in Australia and many tens of thousands worldwide. It is important to note that KeyWatcher users are by nature large enterprises.

SecureAMS enables the worker or contractor to wirelessly (Bluetooth) unlock the KeyWatcher cabinet and gain access to only those keys for which the worker has security clearance.

When partnered with Keywatcher, the SecureAMS systems enables management to remotely:

- Authorise and de-authorise access for specific individuals.
- Assign, reassign and swap keys between authenticated users.
- Trace and track key-holders continuously.
- Restrict keys leaving your site.
- Know where your keys are at all times.
- Provide a complete history of each key collection and return.
- In the event of loss, clearly identify liability for re-keying



SecureAMS mobile app providing access to keys inside a keywatcher unit

Addressable Market and Growth Opportunities

- Aeeris believes there is an enormous market opportunity for the SecureAMS products, both in Australia and globally.
- Operators of large facilities, factories, plants, buildings, shopping centres, entertainment precincts, university campuses, airports, mine sites, and infrastructure assets need to monitor and protect personnel.
- SecureAMS is groundbreaking because the user's smartphone is the device which enables the system and provides all the security and safety features – unlike simple access cards and manual systems used currently.
- Additionally the large installed base of Keywatcher cabinets globally means SecureAMS has a very large ready made niche channel for sales of the system in the near future.
- Aeeris is looking at reseller and international agency proposals to hasten the roll-out of the product globally.



MAPPING RISKS AND OPERATIONS

Real time mapping and analysis of threats to a business to identify emerging threats and react to them



TRACKING AND MONITORING

High resolution and persistent monitoring and tracking of work forces and assets indoors and outdoors anywhere in the world



COMMUNICATION AND ALERTING

Multi-channel, location based alerting and communication to individuals or to millions instantaneously

AAMI | Weather Alerts TV Ad



AAMI Access® app available for free from Apple on the App Store and Android on Google Play.

AAMI

Screengrab from AAMI TV ad of EWN Alerts integrated into AAMI Mobile App

DIRECTOR'S REPORT

Your directors present their report on the consolidated entity ('the Group') consisting of Aeeris Ltd and its controlled entities for the financial year ended 30 June 2016.

General Information

Directors

The following persons were directors of Aeeris Ltd during or since the end of the financial year up to the date of this report:

Mr Kerry Plowright – Executive Chairman and CEO
Mr Ben Loiterton – Executive Director
Mr Bryce Reynolds – Non Executive Director

Particulars of each director's experience and qualifications are:

Kerry Plowright	
Qualifications	None
Experience	In 2007 Kerry founded the Early Warning Network's Geographical Notification and Information System (GNIS) and has been the key driver behind the development of the Company's technology platform. Kerry is responsible for leading the Aeeris team in both the operation and further technical evolution of the EWN platform. He has a depth of experience in establishing and growing successful businesses. In 1995 he founded a digital publishing and software business called Ezimerchant, which created one of the world's first out-of-the-box e-commerce and DIY products and payments platforms.
Interest in Shares and Options	16,410,490 Shares 1,500,000 Options
Special Responsibilities	Executive Chairman and CEO
Directorships held in other listed entities during the three years prior to the current year	None

Ben Loiterton

Qualifications	B. Comm (Finance), LLB (UNSW)
Experience	<p>Ben has had a career spanning over 20 years in corporate advisory, investment management and entrepreneurial activity. He has advised and assisted many ASX listed and private companies in connection with equity capital raising, IPOs, M&A transactions and general strategy.</p> <p>Ben is a Principal at Andover Group, a Sydney-based independent investment banking firm established in 2003. Prior to joining Andover Group, Ben held senior executive positions at three ASX listed investment companies, as well as corporate finance roles with two mid-market stockbroking firms. He has co-founded or advised several start-up businesses.</p>
Interest in Shares and Options	4,257,000 Shares 1,500,000 Options
Special Responsibilities	Executive Director
Directorships held in other listed entities during the three years prior to the current year	Dampier Gold Limited (2014)

Bryce Reynolds

Qualifications	B. Comm (Accounting/Finance) UNSW
Experience	<p>In 2006, Bryce established Veritas Securities Limited as a founding director after working for a large investment bank and two mid tiered Australian securities firms. Since then he has further added to his skill base by being an active company director for numerous private ventures in the funds management and IT/digital field.</p>
Interest in Shares and Options	2,791,350 Shares 3,490,000 Options
Special Responsibilities	Non-Executive Director; Chairman of the Audit and Risk Committee
Directorships held in other listed entities during the three years prior to the current year	None

Company Secretary

The company secretary is Elissa Hansen and details of her experience and qualifications are:

Elissa Hansen

Qualifications	B.Com, ACSA, GAICD
Experience	<p>Elissa is a Chartered Secretary with over fifteen years' experience advising management and boards of ASX listed companies on governance, investor relations and other corporate issues. She has extensive company secretarial experience, acting as Company Secretary for a number of public, ASX listed and private companies.</p>

Principal Activities

The principal activity of the consolidated group during the financial year was enterprise asset and people protection technologies.

Significant Changes to Activities

No significant changes in the nature of the principal activities occurred during the financial year.

Operating Results

The consolidated loss of the consolidated group amounts to \$1,472,213 (2015: \$722,216) after providing for income tax.

Review of Operations

Aeris Limited is one of the World's leading aggregators of geospatial data and provides unique location based Safety, Operations Management, Severe Weather and All Hazards data and content services.

The Company's Early Warning Network (EWN) platform and proprietary GNIS technology system enable Aeris to provide a range of critical services - Live data on natural and man-made hazards affecting our clients, various applications to protect workers and assets, aerial and ground based imaging of facilities and infrastructure, and digital tracking, mapping and monitoring of assets and personnel.

Additionally, the Company provides corporate and government clients with specific digital alerts and other content in real time regarding a range of disruptive geospatial events including storms, floods, damaging wind, hail, hurricanes and cyclones, as well as non-atmospheric hazards such as fire, tsunamis, solar radiation, traffic and power outages.

Our services solve natural disaster awareness problems and promote personal and employee safety, asset protection, risk management, as well as helping to mitigate the financial impact of adverse events. The GNIS system is globally scalable and the Company is pursuing international expansion from our founding market in Australia.

Aeris is listed on ASX with the ticker code AER.

Financial Position

The net assets of the consolidated group have decreased by \$1,449,383 from 30 June 2015 to \$2,723,697 in 2016. This decrease is largely due to the following factors:

- Amortisation and Impairment expense of \$1,110,270 for intangible assets
- A decrease of \$1,339,471 in cash and cash equivalents
- \$22,459 spent on Plant, Property & Equipment during the year

Significant Changes in State of Affairs

There have been no significant changes in the state of affairs of the parent entity during the financial year.

Events After the Reporting Period

There have been no events after the reporting date.

Future Developments, Prospects and Business Strategies

Current areas of strategic focus of the Group include the following:

- Revenue growth
- Product, service and technology innovation
- Expanding sales team focus on converting significant pipeline of potential clients and on-boarding new customer referrals and lines of enquiry

Environmental Issues

The company's operations are not regulated by any significant environmental regulation under a law of the Commonwealth or of a state or territory in Australia.

Dividends Paid or Recommended

No dividends were paid or declared since the start of the financial period. No recommendation for payment of dividends has been made.

Insurance of Directors and Officers

The Company has entered into an agreement to insure the directors and officers of the Company. The liabilities insured are legal costs that may be incurred defending civil or criminal proceedings that may be brought against the directors and officers in their capacity as officers of the entity, and any other payments arising from liabilities incurred by the officers in connection with such proceedings, other than where such liabilities arise out of conduct involving a wilful breach of duty by the officers or the improper use by the officers of their position or of information to gain advantage for themselves or someone else or to cause detriment to the Company.

Indemnifying Officers or Auditor

The Company has agreed to indemnify and keep indemnified Directors and officers against any liability: incurred in connection with, or as a consequence of the director or officer acting in that capacity, including representing the Company on any body corporate; and for legal costs incurred in defending an action in connection with or as a consequence of the Director or officer acting in that capacity.

The indemnity only applies to the extent of the amount that the Directors are not indemnified under any other indemnity, including an indemnity contained in any insurance policy taken out by the Company, under the general law or otherwise.

The indemnity does not extend to any liability:

- to the Company or a related body corporate of the Company;
- arising out of conduct of the Directors or officers involving a lack of good faith; or
- which is in respect of any negligence, default, breach of duty or breach of trust of which the directors or officers may be guilty in relation to the Company or related body corporate.

No liability has arisen under these indemnities as at the date of this report.

Proceedings on Behalf of Company

No person has applied for leave of court to bring proceedings on behalf of the Company or intervene in any proceedings to which the Company is a party for the purpose of taking responsibility on behalf of the Company for all or any part of those proceedings.

The Company was not a party to any such proceedings during the year.

Auditor's Independence Declaration

The lead auditor's independence declaration for the year ended 30 June 2016 has been received and can be found on page 11 of the financial report.

Options

At the date of this report, the unissued ordinary shares of Aeeris Ltd under option are as follows:

Grant Date	Date of Expiry	Exercise Price	Number under Option
9/10/2014	31/12/2019	\$0.40	1,950,000
9/10/2014	31/12/2019	\$0.60	4,500,000
01/04/2015	31/12/2019	\$0.40	2,740,000

There have been no options granted over unissued shares or interests of any controlled entity within the Group during or since the end of the reporting period.

Meetings of Directors

During the financial year, 15 meetings of directors, including committee meetings were held. Attendances by each director during the year were as follows:

	Directors' Meetings		Audit & Risk Committee	
	Number eligible to attend	Number attended	Number eligible to attend	Number attended
Kerry Plowright	11	11	4	4
Ben Loiterton	11	11	4	4
Bryce Reynolds	11	11	4	4

As the board comprises of only 3 Directors, all directors attend the Audit & Risk Committee meetings.

Corporate Governance Statement

The company's corporate governance practices and policies have been made publicly available on the company's website at www.aeeris.com/corporate_governance.html.



REMUNERATION REPORT

Remuneration Policy

All Key Management Personnel (KMP) and directors of Aeeris Limited were engaged on fixed remuneration consultancy agreements for the provision of services with no performance incentives. The Board of Aeeris Ltd believes, given the size and operations of the Company during the period, that the remuneration policy was appropriate. All KMP and directors are large shareholders in the Company in their own right, providing them with appropriate incentives for outstanding performance.

All remuneration paid to KMP is valued at the cost to the company and expensed.

The Board's policy is to remunerate non-executive directors at market rates for their time, commitment and responsibilities. The board determines payments to the non-executive directors and reviews their remuneration annually, based on market practice, duties and accountability. Independent external advice is sought when required. The maximum aggregate amount of fees that can be paid to non-executive directors is subject to approval by shareholders at the annual general meeting.

Employment Details of Members of Key Management Personnel (KMP)

KMP	Position held as at 30 June 2016 and any change during the year	Contract details (duration and termination)	Proportions of elements of remuneration related to performance	Proportions of elements of remuneration not related to performance
Kerry Plowright	Executive Chairman and CEO	Executive consulting contract with no fixed term. Can be terminated with 3 months notice. As Managing Director, exempt from the requirement to stand for re-election as a director.	-	100%
Ben Loiterton	Executive Director	Executive consulting contract with no fixed term. Can be terminated with 3 months notice. Re-election as director required every 3 years.	-	100%
Bryce Reynolds	Non Executive Director	Re-election as director required every 3 years.	-	100%

The employment terms and conditions of all KMP are formalised in contracts of employment.

Changes in Directors and Executives Subsequent to Year-end

Nil

Remuneration Expense Details for the Year Ended 30 June 2016

The following table of benefits and payments represents the components of the current year remuneration expenses for each member of KMP and director of the consolidated group. Such amounts have been calculated in accordance with Australian Accounting Standards.

Table of Benefits and Payments for the Year Ended 30 June 2016

	Short term benefits	Equity-settled share-based payments	2016
	Remuneration	Options/rights	Total
Mr K Plowright*	\$153,800	-	\$153,800
Mr B Loiterton*	\$123,800	-	\$123,800
Mr B Reynolds*	\$43,800	-	\$43,800
	Short term benefits	Equity-settled share-based payments	2015
	Remuneration	Options/rights	
Mr K Plowright*	\$114,045	\$9,300	\$123,345
Mr B Loiterton*	\$82,000	\$9,300	\$91,300
Mr B Reynolds*	\$13,333	\$4,650	\$17,983

* Paid through their related entities, refer Note 26.

Securities Received that are Not Performance-Related

No members of KMP and directors are entitled to receive securities that are not performance-based as part of their remuneration package.

Cash Bonuses, Performance-related Bonuses and Share-Based Payments

No cash bonuses, performance-related bonuses or share based payments were made during the year to KMP or directors.

Options and Rights Granted as Remuneration

There were no options or rights issued as remuneration to KMP.



KMP Shareholdings

The number of ordinary shares in Aeers Ltd held by each KMP and director of the Group during the financial year is as shown below:

	Balance at 1 July 2015	Granted as remuneration during the year	Issued on exercise of options during the year	Other changes during the year	Balance at 30 June 2016
Mr K Plowright	16,410,490	-	-	-	16,410,490
Mr B Loiferton	4,257,000	-	-	-	4,257,000
Mr B Reynolds	2,791,350	-	-	-	2,791,350

Other Equity-related KMP Transactions

There have been no other transactions involving equity instruments other than those described in the tables above relating to options, rights and shareholdings.

Other Transactions with KMP and/or their Related Parties

There were no other transactions conducted between the Group and KMP or their related parties, other than those disclosed above relating to equity, compensation and loans, that were conducted other than in accordance with normal employee, customer or supplier relationships on terms no more favourable than those reasonably expected under arm's length dealings with unrelated persons.

This directors' report, incorporating the remuneration report, is signed in accordance with a resolution of the Board of Directors.

Chairman:

Mr Kerry Plowright

Dated this 30th day of August 2016

AUDITORS INDEPENDENCE DECLARATION

Sydney | Melbourne | Canberra



AEERIS LIMITED ABN 18 166 705 595 AND CONTROLLED ENTITIES

AUDITOR'S INDEPENDENCE DECLARATION

Auditor's Independence Declaration under section 307C of the *Corporations Act 2001* to the directors of Aeeris Limited and controlled entities

I declare that, to the best of my knowledge and belief, during the year ended 30 June 2016 there have been no contraventions of:

- i. the auditor independence requirements as set out in the *Corporations Act 2001* in relation to the audit; and
- ii. any applicable code of professional conduct in relation to the audit.

MNSA Pty Ltd

MNSA Pty Ltd

Mark Schiliro

Sydney, 30th August 2016

FINANCIALS

UNDER SECTION 307C OF THE CORPORATIONS ACT 2001
TO THE DIRECTORS OF AEERIS LTD
A.B.N 18 166 705 595
AND CONTROLLED ENTITY

AEERIS LTD
ABN 18 166 705 595
AND CONTROLLED ENTITIES
CONSOLIDATED STATEMENT OF PROFIT OR LOSS
FOR THE YEAR ENDED 30 JUNE 2016

	Notes	Consolidated 30-Jun-2016 \$	Consolidated 30-Jun-2015 \$
Revenue from continuing operations			
Revenue	3	1,446,773	971,979
Other income	3	54,932	22,939
R & D refund		413,842	188,948
Total Revenue		1,915,547	1,183,866
Expenses			
Consultants and subcontractors		(768,775)	(419,663)
Depreciation and amortisation		(832,161)	(87,865)
Impairment		(278,109)	-
Employee benefits expense	4	(542,587)	(267,925)
Interest paid		(2,566)	(1,536)
Share Based Payments		(22,830)	(55,785)
SMS communication		(198,602)	(217,396)
Weather reports		(91,707)	(76,429)
Other expenses from ordinary activities	5	(650,423)	(779,483)
Total Expenses		(3,387,760)	(1,906,082)
Profit/(loss) before income tax		(1,472,213)	(722,216)
Income tax expense	6	-	-
Net profit/(loss) for the year		(1,472,213)	(722,216)
Earnings per share			
From continuing operations			
Basic earnings per share (cents)	10	(2.69)	(1.66)
Diluted earnings per share (cents)	10	(2.69)	(1.66)

The above consolidated statement of profit or loss should be read in conjunction with the accompanying notes.

AEERIS LTD
ABN 18 166 705 595
AND CONTROLLED ENTITIES
CONSOLIDATED STATEMENT OF FINANCIAL POSITION
AS AT 30 JUNE 2016

	Notes	Consolidated 30-Jun-2016 \$	Consolidated 30-Jun-2015 \$
Current Assets			
Cash & cash equivalents	11	1,734,348	3,073,819
Trade & other receivables	12	149,578	135,706
Total Current Assets		<u>1,883,926</u>	<u>3,209,525</u>
Non-Current Assets			
Property, plant & equipment	14	55,031	59,554
Intangibles	15	1,064,061	1,133,222
Other non-current assets	16	15,000	15,000
Total Non-Current Assets		<u>1,134,092</u>	<u>1,207,776</u>
Total Assets		<u>3,018,018</u>	<u>4,417,301</u>
Current Liabilities			
Trade & other payables	17	243,965	215,887
Provisions	18	50,356	28,334
Total Current Liabilities		<u>294,321</u>	<u>244,221</u>
Total Liabilities		<u>294,321</u>	<u>244,221</u>
Net Assets		<u>2,723,697</u>	<u>4,173,080</u>
Equity			
Issued capital	19	4,921,017	4,904,442
Options Reserve	29	94,967	94,967
Accumulated losses	30	(2,292,287)	(826,329)
Total Equity		<u>2,723,697</u>	<u>4,173,080</u>

The above consolidated statement of financial position should be read in conjunction with the accompanying notes.

AEERIS LTD
ABN 18 166 705 595
AND CONTROLLED ENTITIES
CONSOLIDATED STATEMENT OF CHANGES IN EQUITY
FOR THE YEAR ENDED 30 JUNE 2016

Consolidated Group	Notes	Accumulated losses \$	Options Reserve \$	Issued Capital \$	Total \$
Balance at 1 July 2014		<u>(104,113)</u>	-	1,255,664	1,151,551
Loss for the financial period	30	(722,216)	-	-	(722,216)
Issue of shares		-	-	4,000,000	4,000,000
Issue of options	29	-	94,967	-	94,967
Costs of issuing shares		-	-	(351,222)	(351,222)
Balance at 30 June 2015		<u>(826,329)</u>	<u>94,967</u>	<u>4,904,442</u>	<u>4,173,080</u>
Balance at 1 July 2015		<u>(826,329)</u>	<u>94,967</u>	<u>4,904,442</u>	<u>4,173,080</u>
Loss for the financial period	30	(1,472,213)	-	-	(1,472,213)
Issue of shares	24	-	-	16,575	16,575
Issue of options	29	-	6,255	-	6,255
Options lapsed during the year	24	6,255	(6,255)	-	-
Balance at 30 June 2016		<u>(2,292,287)</u>	<u>94,967</u>	<u>4,921,017</u>	<u>2,723,697</u>

The above consolidated statement of changes in equity should be read in conjunction with the accompanying notes.

AEERIS LTD
ABN 18 166 705 595
AND CONTROLLED ENTITIES
CONSOLIDATED STATEMENT OF CASH FLOWS
FOR THE YEAR ENDED 30 JUNE 2016

	Notes	Consolidated 30-Jun-2016 \$	Consolidated 30-Jun-2015 \$
Cash flow from operating activities			
Receipts from customers		1,532,843	981,869
Payments to suppliers & employees		(2,249,570)	(1,685,282)
R&D tax incentive		413,842	188,948
Net cash provided by/(used in) operating activities	23	(302,885)	(514,465)
Cash flow from investing activities			
Purchases of property, plant & equipment		(22,459)	(74,603)
Payments for Intangibles		(1,014,127)	(460,412)
Payments for other assets		-	(15,000)
Net cash provided by/(used in) investing activities		(1,036,586)	(550,015)
Cash flow from financing activities			
Proceeds from the issue of shares		-	4,000,000
Fund raising expense		-	(312,040)
Net cash provided by/(used in) financing activities		-	3,687,960
Net increase/(decrease) in cash held		(1,339,471)	2,623,480
Cash & cash equivalents at the beginning of the period		3,073,819	450,339
Cash & Cash Equivalents at the end of 30 June	11	1,734,348	3,073,819

The above consolidated statement of cash flows should be read in conjunction with the accompanying notes.

**AEERIS LTD ABN 18 166 705 595
AND CONTROLLED ENTITIES
NOTES TO THE FINANCIAL STATEMENTS FOR THE YEAR ENDED 30 JUNE 2016**

These consolidated financial statements and notes represent those of Aeeris Ltd and Controlled Entities (the “consolidated group” or “group”).

The separate financial statements of the parent entity, Aeeris Ltd, have not been presented within this financial report as permitted by the *Corporations Act 2001*.

The financial statements were authorised for issue on 26 August 2016 by the directors of the Company.

NOTE 1. Significant Accounting Policies

Basis of Preparation

These general purpose financial statements have been prepared in accordance with the *Corporations Act 2001*, Australian Accounting Standards and Interpretations of the Australian Accounting Standards Board and International Financial Reporting Standards as issued by the International Accounting Standards Board. The Group is a for-profit entity for financial reporting purposes under Australian Accounting Standards. Material accounting policies adopted in the preparation of these financial statements are presented below and have been consistently applied unless stated otherwise.

The financial statements, except for the cash flow information, have been prepared on an accruals basis and are based on historical costs, modified, where applicable, by the measurement at fair value of selected non-current assets, financial assets and financial liabilities. The amounts presented in the financial statements have been rounded to the nearest dollar.

Principles of Consolidation

The consolidated financial statements incorporate all of the assets, liabilities and results of the parent (Aeeris Ltd) and all of the subsidiaries. Subsidiaries are entities the parent controls. The parent controls an entity when it is exposed to, or has rights to, variable returns from its involvement with the entity and has the ability to affect those returns through its power over the entity. A list of the subsidiaries is provided in Note 13.

The assets, liabilities and results of all subsidiaries are fully consolidated into the financial statements of the Group from the date on which control is obtained by the Group. The consolidation of a subsidiary is discontinued from the date that control ceases. Intercompany transactions, balances and unrealised gains or losses on transactions between group entities are fully eliminated on consolidation. Accounting policies of subsidiaries have been changed and adjustments made where necessary to ensure uniformity of the accounting policies adopted by the Group.

Business Combinations

Business combinations occur where an acquirer obtains control over one or more businesses and results in the consolidation of its assets and liabilities.

A business combination is accounted for by applying the acquisition method, unless it is a combination involving entities or businesses under common control. The business combination will be accounted for from the date that control is attained, whereby the fair value of the identifiable assets acquired and liabilities (including contingent liabilities) assumed are recognised.

**AEERIS LTD ABN 18 166 705 595
AND CONTROLLED ENTITIES
NOTES TO THE FINANCIAL STATEMENTS FOR THE YEAR ENDED 30 JUNE 2016**

When measuring the consideration transferred in the business combination, any asset or liability resulting from a contingent consideration arrangement is also included. Subsequent to initial recognition, contingent consideration classified as equity is not remeasured and its subsequent settlement is accounted for within equity. Contingent consideration classified as an asset or liability is remeasured each reporting period to fair value, recognising any change to fair value in profit or loss, unless the change in value can be identified as existing at acquisition date.

All transaction costs incurred in relation to the business combination other than those associated with the issue of a financial instrument are recognised as expenses in profit or loss when incurred.

The acquisition of a business may result in the recognition of goodwill or a gain from a bargain purchase.

Goodwill

Goodwill is carried at cost less any accumulated impairment losses. Goodwill is calculated as the excess of the sum of:

- i. The consideration transferred;
- ii. Any non-controlling interest (determined under either the full goodwill or proportionate interest method); and
- iii. The acquisition date fair value of any previously held equity interest;

over the acquisition date fair value of net identifiable assets acquired.

The acquisition date fair value of the consideration transferred for a business combination plus the acquisition date fair value of any previously held equity interest shall form the cost of the investment in the separate financial statements.

Fair value remeasurements in any pre-existing equity holdings are recognised in profit or loss in the period in which they arise. Where changes in the value of such equity holdings had previously been recognised in other comprehensive income, such amounts are recycled to profit or loss.

Goodwill on acquisition of subsidiaries is included in intangible assets. Goodwill on acquisition of associates is included in investments in associates.

Goodwill is tested for impairment annually and is allocated to the Group's cash-generating units or a group of cash-generating units, representing the lowest level at which goodwill is monitored being not larger than an operating segment. Gains and losses on the disposal of an entity include the carrying amount of goodwill related to the entity disposed of.

Changes in the ownership interests in a subsidiary that do not result in a loss of control are accounted for as equity transactions and do not affect the carrying amounts of goodwill.

Income Tax

The income tax expense for the year comprises current income tax expense and deferred tax expense.

Current income tax expense charged to profit or loss is the tax payable on taxable income. Current liabilities (assets) are measured at the amounts expected to be paid to (recovered from) the relevant taxation authority.

Deferred income tax expense reflects movements in deferred tax asset and deferred tax liability balances during the year as well as unused tax losses.

**AEERIS LTD ABN 18 166 705 595
AND CONTROLLED ENTITIES**

NOTES TO THE FINANCIAL STATEMENTS FOR THE YEAR ENDED 30 JUNE 2016

Current and deferred income tax expense is charged or credited directly to equity instead of profit or loss when the tax related to items that are recognised outside profit or loss.

Except for business combinations, no deferred income tax is recognised from the initial recognition of an asset or liability where there is no effect on accounting or taxable profit or loss.

Deferred tax assets and liabilities are calculated at the tax rates that are expected to apply to the period when the asset is realised or the liability is settled and their measurement also reflects the manner in which management expects to recover or settle the carrying amount of the related asset or liability. With respect to non-depreciable items of property, plant and equipment measured at fair value and items of investment property measured at fair value, the related deferred tax liability or deferred tax asset is measured on the basis that the carrying amount of the asset will be recovered entirely through sale.

Deferred tax assets relating to temporary differences and unused tax losses are recognised only to the extent that it is probable that future taxable profit will be available against which the benefits of the deferred tax asset can be utilised.

Where temporary differences exist in relation to investments in subsidiaries, branches, associates and joint ventures, deferred tax assets and liabilities are not recognised where the timing of the reversal of the temporary difference can be controlled and it is not probable that the reversal will occur in the foreseeable future.

Current tax assets and liabilities are offset where a legally enforceable right of set-off exists and it is intended that net settlement or simultaneous realisation and settlement of the respective asset and liability will occur. Deferred tax assets and liabilities are offset where: (a) a legally enforceable right of set-off exists; and (b) the deferred tax assets and liabilities relate to income taxes levied by the same taxation authority on either the same taxable entity or different taxable entities where it is intended that net settlement or simultaneous realisation and settlement of the respective asset and liability will occur in future periods in which significant amounts of deferred tax assets or liabilities are expected to be recovered or settled.

Fair Value of Assets and Liabilities

The Group measures some of its assets and liabilities at fair value on either a recurring or non-recurring basis, depending on the requirements of the applicable Accounting Standard.

Fair value is the price the Group would receive to sell an asset or would have to pay to transfer a liability in an orderly transaction between independent, knowledgeable and willing market participants at the measurement date.

As fair value is a market-based measure, the closest equivalent observable market pricing information is used to determine fair value. Adjustments to market values may be made having regard to the characteristics of the specific asset or liability. The fair values of assets and liabilities that are not traded in an active market are determined using one or more valuation techniques. These valuation techniques maximise, to the extent possible, the use of observable market data.

To the extent possible, market information is extracted from either the principal market for the asset or liability or, in the absence of such a market, the most advantageous market available to the entity at the end of the reporting period.

**AEERIS LTD ABN 18 166 705 595
AND CONTROLLED ENTITIES**

NOTES TO THE FINANCIAL STATEMENTS FOR THE YEAR ENDED 30 JUNE 2016

For non financial assets, the fair value measurement also takes into account a market participant's ability to use the asset in its highest and best use or to sell it to another market participant that would use the asset in its highest and best use.

The fair value of liabilities and the entity's own equity instruments (excluding those related to share-based payment arrangements) may be valued, where there is no observable market price in relation to the transfer of such financial instruments, by reference to observable market information where such instruments are held as assets. Where this information is not available, other valuation techniques are adopted and, where significant, are detailed in the respective note to the financial statements.

Property, Plant and Equipment

Each class of property, plant and equipment is carried at cost or fair value as indicated less, where applicable, any accumulated depreciation and impairment losses.

Property

Freehold land and buildings are carried at their fair value (being the amount for which an asset could be exchanged between knowledgeable, willing parties in an arm's length transaction), based on periodic, but at least triennial, valuations by external independent valuers, less accumulated depreciation for buildings.

Increases in the carrying amount arising on revaluation of land and buildings are credited to a revaluation surplus in equity. Decreases that offset previous increases of the same asset are recognised against revaluation surplus directly in equity; all other decreases are recognised in profit or loss.

Any accumulated depreciation at the date of revaluation is eliminated against the gross carrying amount of the asset and the net amount is restated to the revalued amount of the asset.

Plant and Equipment

Plant and equipment are measured on the cost basis and therefore carried at cost less accumulated depreciation and any accumulated impairment. In the event the carrying amount of plant and equipment is greater than the estimated recoverable amount, the carrying amount is written down immediately to the estimated recoverable amount and impairment losses are recognised either in profit or loss or as a revaluation decrease if the impairment losses relate to a revalued asset. A formal assessment of recoverable amount is made when impairment indicators are present.

The carrying amount of plant and equipment is reviewed annually by directors to ensure it is not in excess of the recoverable amount from these assets. The recoverable amount is assessed on the basis of the expected net cash flows that will be received from the asset's employment and subsequent disposal. The expected net cash flows have been discounted to their present values in determining recoverable amounts.

Subsequent costs are included in the asset's carrying amount or recognised as a separate asset, as appropriate, only when it is probable that future economic benefits associated with the item will flow to the Group and the cost of the item can be measured reliably. All other repairs and maintenance are recognised as expenses in profit or loss during the financial period in which they are incurred.

Depreciation

The depreciable amount of all fixed assets including buildings and capitalised lease assets, but excluding freehold land, is depreciated on a straight-line basis over the asset's useful life to the consolidated group commencing from the time the asset is held ready for use. Leasehold improvements are depreciated over the shorter of either the unexpired period of the lease or the estimated useful lives of the improvements.

**AEERIS LTD ABN 18 166 705 595
AND CONTROLLED ENTITIES
NOTES TO THE FINANCIAL STATEMENTS FOR THE YEAR ENDED 30 JUNE 2016**

The depreciation rates used for each class of depreciable assets are:

Class of Fixed Asset	Depreciation Rate
Buildings	2.5%
Leasehold improvements	2.5-5%
Plant and equipment	5-33%
Plant and equipment leased to external parties	10-20%
Leased plant and equipment	15%

The assets' residual values and useful lives are reviewed, and adjusted if appropriate, at the end of each reporting period.

An asset's carrying amount is written down immediately to its recoverable amount if the asset's carrying amount is greater than its estimated recoverable amount.

Gains and losses on disposals are determined by comparing proceeds with the carrying amount. These gains and losses are recognised in profit or loss in the period in which they arise. When revalued assets are sold, amounts included in the revaluation surplus relating to that asset are transferred to retained earnings.

Financial Instruments

Initial Recognition and Measurement

Financial assets and financial liabilities are recognised when the entity becomes a party to the contractual provisions to the instrument. For financial assets, this is equivalent to the date that the company commits itself to either the purchase or sale of the asset.

Financial instruments are initially measured at fair value plus transaction costs, except where the instrument is classified "at fair value through profit or loss", in which case transaction costs are expensed to profit or loss immediately.

Classification and Subsequent Measurement

Financial instruments are subsequently measured at fair value, amortised cost using the effective interest method, or cost.

Amortised cost is calculated as the amount at which the financial asset or financial liability is measured at initial recognition less principal repayments and any reduction for impairment, and adjusted for any cumulative amortisation of the difference between that initial amount and the maturity amount calculated using the *effective interest method*.

The *effective interest method* is used to allocate interest income or interest expense over the relevant period and is equivalent to the rate that discounts estimated future cash payments or receipts (including fees, transaction costs and other premiums or discounts) over the expected life (or when this cannot be reliably predicted, the contractual term) of the financial instrument to the net carrying amount of the financial asset or financial liability. Revisions to expected future net cash flows will necessitate an adjustment to the carrying amount with a consequential recognition of an income or expense item in profit or loss.

The Group does not designate any interests in subsidiaries, associates or joint ventures as being subject to the requirements of Accounting Standards specifically applicable to financial instruments.

**AEERIS LTD ABN 18 166 705 595
AND CONTROLLED ENTITIES
NOTES TO THE FINANCIAL STATEMENTS FOR THE YEAR ENDED 30 JUNE 2016**

i. Financial assets at fair value through profit or loss

Financial assets are classified at “fair value through profit or loss” when they are held for trading for the purpose of short-term profit taking, derivatives not held for hedging purposes, or when they are designated as such to avoid an accounting mismatch or to enable performance evaluation where a group of financial assets is managed by key management personnel on a fair value basis in accordance with a documented risk management or investment strategy. Such assets are subsequently measured at fair value with changes in carrying amount being included in profit or loss.

ii. Loans and receivables

Loans and receivables are non-derivative financial assets with fixed or determinable payments that are not quoted in an active market and are subsequently measured at amortised cost. Gains or losses are recognised in profit or loss through the amortisation process and when the financial asset is derecognised.

iii. Held-to-maturity investments

Held-to-maturity investments are non-derivative financial assets that have fixed maturities and fixed or determinable payments, and it is the Group’s intention to hold these investments to maturity. They are subsequently measured at amortised cost. Gains or losses are recognised in profit or loss through the amortisation process and when the financial asset is derecognised.

iv. Available-for-sale investments

Available-for-sale investments are non-derivative financial assets that are either not capable of being classified into other categories of financial assets due to their nature or they are designated as such by management. They comprise investments in the equity of other entities where there is neither a fixed maturity nor fixed or determinable payments.

They are subsequently measured at fair value with any remeasurements other than impairment losses and foreign exchange gains and losses recognised in other comprehensive income. When the financial asset is derecognised, the cumulative gain or loss pertaining to that asset previously recognised in other comprehensive income is reclassified into profit or loss.

Available-for-sale financial assets are classified as non-current assets when they are not expected to be sold within 12 months after the end of the reporting period. All other available-for-sale financial assets are classified as current assets.

v. Financial liabilities

Non-derivative financial liabilities other than financial guarantees are subsequently measured at amortised cost. Gains or losses are recognised in profit or loss through the amortisation process and when the financial liability is derecognised.

**AEERIS LTD ABN 18 166 705 595
AND CONTROLLED ENTITIES
NOTES TO THE FINANCIAL STATEMENTS FOR THE YEAR ENDED 30 JUNE 2016**

Impairment

A financial asset (or a group of financial assets) is deemed to be impaired if, and only if, there is objective evidence of impairment as a result of one or more events (a "loss event") having occurred, which has an impact on the estimated future cash flows of the financial asset(s).

In the case of available-for-sale financial assets, a significant or prolonged decline in the market value of the instrument is considered to constitute a loss event. Impairment losses are recognised in profit or loss immediately. Also, any cumulative decline in fair value previously recognised in other comprehensive income is reclassified to profit or loss at this point.

In the case of financial assets carried at amortised cost, loss events may include: indications that the debtors or a group of debtors are experiencing significant financial difficulty, default or delinquency in interest or principal payments; indications that they will enter bankruptcy or other financial reorganisation; and changes in arrears or economic conditions that correlate with defaults.

For financial assets carried at amortised cost (including loans and receivables), a separate allowance account is used to reduce the carrying amount of financial assets impaired by credit losses. After having taken all possible measures of recovery, if management establishes that the carrying amount cannot be recovered by any means, at that point the written-off amounts are charged to the allowance account or the carrying amount of impaired financial assets is reduced directly if no impairment amount was previously recognised in the allowance account.

When the terms of financial assets that would otherwise have been past due or impaired have been renegotiated, the Group recognises the impairment for such financial assets by taking into account the original terms as if the terms have not been renegotiated so that the loss events that have occurred are duly considered.

Derecognition

Financial assets are derecognised when the contractual rights to receipt of cash flows expire or the asset is transferred to another party whereby the entity no longer has any significant continuing involvement in the risks and benefits associated with the asset. Financial liabilities are derecognised when the related obligations are discharged, cancelled or have expired. The difference between the carrying amount of the financial liability extinguished or transferred to another party and the fair value of consideration paid, including the transfer of non-cash assets or liabilities assumed, is recognised in profit or loss.

Impairment of Assets

At the end of each reporting period, the Group assesses whether there is any indication that an asset may be impaired. The assessment will include the consideration of external and internal sources of information, including dividends received from subsidiaries, associates or joint ventures deemed to be out of pre-acquisition profits. If such an indication exists, an impairment test is carried out on the asset by comparing the recoverable amount of the asset, being the higher of the asset's fair value less costs of disposal and value in use, to the asset's carrying amount. Any excess of the asset's carrying amount over its recoverable amount is recognised immediately in profit or loss, unless the asset is carried at a revalued amount in accordance with another Standard (eg in accordance with the revaluation model in AASB 116: *Property, Plant and Equipment*). Any impairment loss of a revalued asset is treated as a revaluation decrease in accordance with that other Standard.

**AEERIS LTD ABN 18 166 705 595
AND CONTROLLED ENTITIES
NOTES TO THE FINANCIAL STATEMENTS FOR THE YEAR ENDED 30 JUNE 2016**

Where it is not possible to estimate the recoverable amount of an individual asset, the Group estimates the recoverable amount of the cash-generating unit to which the asset belongs.

Impairment testing is performed annually for goodwill, intangible assets with indefinite lives and intangible assets not yet available for use.

Intangibles Other Than Goodwill

IT Research and Development

Expenditure during the research phase of a project is recognised as an expense when incurred. Development costs are capitalised only when technical feasibility studies identify that the project is expected to deliver future economic benefits and these benefits can be measured reliably. IT research and development costs are amortised over 5 years using the prime cost method.

Employee Benefits

Short-Term Employee Benefits

Provision is made for the Group's obligation for short-term employee benefits. Short-term employee benefits are benefits (other than termination benefits) that are expected to be settled wholly before 12 months after the end of the annual reporting period in which the employees render the related service, including wages, salaries and sick leave. Short-term employee benefits are measured at the (undiscounted) amounts expected to be paid when the obligation is settled.

The Group's obligations for short-term employee benefits such as wages, salaries and sick leave are recognised as a part of current trade and other payables in the statement of financial position. The Group's obligations for employees' annual leave and long service leave entitlements are recognised as provisions in the statement of financial position.

Other Long-Term Employee Benefits

At this stage there are no long term leave entitlements.

Equity-Settled Compensation

The Company provides compensation benefits to employees (including directors) of the Company in the form of share-based payment transactions, whereby employees render services in exchange for shares or rights over shares ('equity-settled transactions').

The cost of these equity-settled transactions with employees is measured by reference to the fair value at the date at which they are granted. The fair value is determined by a Black Scholes model.

The cost of equity-settled transactions is recognised, together with a corresponding increase in equity, over the period in which the performance conditions are fulfilled, ending on the date on which the relevant employees become fully entitled to the award ('vesting date').

The cumulative expense recognised for equity-settled transactions at each reporting date until vesting date reflects (i) the extent to which the vesting period has expired and (ii) the number of awards that, in the opinion of the directors of the Company, will ultimately vest. This opinion is formed based on the best available information at balance date. No adjustment is made for the likelihood of market performance conditions being met as the effect of these conditions is included in the determination of fair value at grant date.

No expense is recognised for awards that do not ultimately vest, except for awards where vesting is conditional upon a market condition.

**AEERIS LTD ABN 18 166 705 595
AND CONTROLLED ENTITIES**

NOTES TO THE FINANCIAL STATEMENTS FOR THE YEAR ENDED 30 JUNE 2016

Where the terms of an equity-settled award are modified, as a minimum an expense is recognised as if the terms had not been modified. In addition, an expense is recognised for any increase in the value of the transaction as a result of the modification, as measured at the date of modification.

Where an equity-settled award is cancelled, it is treated as if it had vested on the date of cancellation, and any expense not yet recognised for the award is recognised immediately. However, if a new award is substituted for the cancelled award, and designated as a replacement award on the date that it is granted, the cancelled and new award are treated as if they were a modification of the original award, as described in the previous paragraph.

The dilutive effect, if any, of outstanding options is reflected as additional share dilution in the computation of earnings per share.

Provisions

Provisions are recognised when the Group has a legal or constructive obligation, as a result of past events, for which it is probable that an outflow of economic benefits will result and that outflow can be reliably measured.

Provisions are measured using the best estimate of the amounts required to settle the obligation at the end of the reporting period.

Cash and Cash Equivalents

Cash and cash equivalents include cash on hand, deposits available on demand with banks, other short-term highly liquid investments with original maturities of three months or less, and bank overdrafts. Bank overdrafts are reported within short-term borrowings in current liabilities in the statement of financial position.

Revenue and Other Income

Revenue is measured at the fair value of the consideration received or receivable after taking into account any trade discounts and volume rebates allowed. When the inflow of consideration is deferred, it is treated as the provision of financing and is discounted at a rate of interest that is generally accepted in the market for similar arrangements. The difference between the amount initially recognised and the amount ultimately received is interest revenue.

Subscription Income

Revenue from subscriptions is recognised over the period which the relevant service is provided.

Interest Revenue

Interest revenue is recognised using the effective interest rate method.

Rendering of Services

Revenue in relation to rendering of services depends on whether the outcome of the services can be measured reliably. If this is the case then the stage of completion of the service is used to determine the appropriate level of revenue to be recognised in the period. If the outcome cannot be reliably measured then revenue is recognised to the extent of expenses recognised that are recoverable.

**AEERIS LTD ABN 18 166 705 595
AND CONTROLLED ENTITIES
NOTES TO THE FINANCIAL STATEMENTS FOR THE YEAR ENDED 30 JUNE 2016**

Trade and Other Receivables

Trade and other receivables include amounts due from customers for goods sold and services performed in the ordinary course of business. Receivables expected to be collected within 12 months of the end of the reporting period are classified as current assets. All other receivables are classified as non-current assets.

Trade and other receivables are initially recognised at fair value and subsequently measured at amortised cost using the effective interest method, less any provision for impairment.

Trade and Other Payables

Trade and other payables represent the liabilities for goods and services received by the entity that remain unpaid at the end of the reporting period. The balance is recognised as a current liability with the amounts normally paid within 30 days of recognition of the liability.

Goods and Services Tax (GST)

Revenues, expenses and assets are recognised net of the amount of goods and services tax (GST), except where the amount of GST incurred is not recoverable from the Australian Taxation Office (ATO).

Receivables and payables are stated inclusive of the amount of GST receivable or payable. The net amount of GST recoverable from, or payable to, the ATO is included with other receivables or payables in the statement of financial position.

Cash flows are presented on a gross basis. The GST components of cash flows arising from investing or financing activities which are recoverable from, or payable to, the ATO are presented as operating cash flows included in receipts from customers or payments to suppliers.

Comparative Figures

When required by Accounting Standards, comparative figures have been adjusted to conform to changes in presentation for the current financial year.

Where the Group retrospectively applies an accounting policy, makes a retrospective restatement or reclassifies items in its financial statements, an additional (third) statement of financial position as at the beginning of the preceding period in addition to the minimum comparative financial statements is presented.

**AEERIS LTD ABN 18 166 705 595
AND CONTROLLED ENTITIES
NOTES TO THE FINANCIAL STATEMENTS FOR THE YEAR ENDED 30 JUNE 2016**

Critical Accounting Estimates and Judgments

The directors evaluate estimates and judgements incorporated into the financial statements based on historical knowledge and best available current information. Estimates assume a reasonable expectation of future events and are based on current trends and economic data, obtained both externally and within the Group.

Key Estimates

Capitalisation of development costs

Development costs associated with intangible assets are only capitalised by the Group when it can demonstrate the technical feasibility of completing the asset so that the asset will be available for use or sale, how the asset will generate future economic benefits and the ability to measure reliably the expenditure attributable to the intangible asset during its development.

Impairment

The Group assesses impairment at the end of each reporting period by evaluating conditions and events specific to the Group that may be indicative of impairment triggers. Recoverable amounts of relevant assets are reassessed using value-in-use calculations which incorporate various key assumptions.

Key Judgements

Impairment of goodwill

The Group determines whether goodwill is impaired at least on an annual basis. This requires estimation of the recoverable amount of the cash generating units to which goodwill have been allocated. The amount of goodwill is discussed in note 15.

Share-based payment transactions

The Group measures the cost of equity-settled share-based payment transactions with employees by reference to the fair value of the equity instruments at grant date. The fair value is determined by an external valuer using the Black Scholes Model simulation. The accounting estimates and assumptions relating to equity-settled share-based payments would have no impact on the carrying amounts of assets and liabilities within the annual reporting period but may impact expenses and equity.

Provisions for Impairment of Receivables

When there is inherent uncertainty in relation to the outcome of the liquidation for a debtor, the directors understand that the full amount of the debt is likely to be recoverable from the liquidators, and therefore no provision for impairment has been made.

Amortisation of intangible assets with finite useful lives

In relation to the amortisation of intangibles with finite useful lives, management's judgements are used to determine the estimated useful lives.

**AEERIS LTD ABN 18 166 705 595
AND CONTROLLED ENTITIES
NOTES TO THE FINANCIAL STATEMENTS FOR THE YEAR ENDED 30 JUNE 2016**

New Accounting Standards for Application in Future Periods

Accounting Standards and Interpretations issued by the AASB that are not yet mandatorily applicable to the Group, together with an assessment of the potential impact of such pronouncements on the Group when adopted in future periods, are discussed below:

- AASB 9: *Financial Instruments* and associated Amending Standards (applicable to annual reporting periods beginning on or after 1 January 2018)

The Standard will be applicable retrospectively (subject to the provisions on hedge accounting outlined below) and includes revised requirements for the classification and measurement of financial instruments, revised recognition and derecognition requirements for financial instruments and simplified requirements for hedge accounting.

The key changes that may affect the Group on initial application include certain simplifications to the classification of financial assets, simplifications to the accounting of embedded derivatives, upfront accounting for expected credit loss, and the irrevocable election to recognise gains and losses on investments in equity instruments that are not held for trading in other comprehensive income. AASB 9 also introduces a new model for hedge accounting that will allow greater flexibility in the ability to hedge risk, particularly with respect to hedges of non-financial items. Should the entity elect to change its hedge policies in line with the new hedge accounting requirements of the Standard, the application of such accounting would be largely prospective.

Although the directors anticipate that the adoption of AASB 9 will not have an impact on the Group's financial instruments, including hedging activity, it is impracticable at this stage to provide a reasonable estimate of such impact.

- AASB 15: *Revenue from Contracts with Customers* (applicable to annual reporting periods commencing on or after 1 January 2018)

When effective, this Standard will replace the current accounting requirements applicable to revenue with a single, principles-based model. Except for a limited number of exceptions, including leases, the new revenue model in AASB 15 will apply to all contracts with customers as well as non-monetary exchanges between entities in the same line of business to facilitate sales to customers and potential customers.

The core principle of the Standard is that an entity will recognise revenue to depict the transfer of promised goods or services to customers in an amount that reflects the consideration to which the entity expects to be entitled in exchange for the goods or services. To achieve this objective, AASB 15 provides the following five-step process:

- Identify the contract(s) with a customer;
- Identify the performance obligations in the contract(s);
- Determine the transaction price;
- Allocate the transaction price to the performance obligations in the contract(s); and
- Recognise revenue when (or as) the performance obligations are satisfied.

The transactional provisions of this Standard permit an entity to either: restate the contracts that existed in each prior period presented per AASB 108: *Accounting Policies, Changes in Accounting Estimates and Errors*; or recognise the cumulative effect of retrospective application to incomplete contracts on the date of initial application. There are also enhanced disclosure requirements regarding revenue.

**AEERIS LTD ABN 18 166 705 595
AND CONTROLLED ENTITIES
NOTES TO THE FINANCIAL STATEMENTS FOR THE YEAR ENDED 30 JUNE 2016**

Although the directors anticipate that the adoption of AASB 15 will not have an impact on the Group's financial statements, it is impracticable at this stage to provide a reasonable estimate of such impact.

AASB 16: *Leases* (applicable to annual reporting periods commencing on or after 1 January 2019)

When effective, this Standard will replace the current accounting requirements applicable to leases in AASB 117: *Leases* and related Interpretations. AASB 16 introduces a single lessee accounting model that eliminates the requirement for leases to be classified as operating or finance leases.

The main changes introduced by the New Standard include:

- Recognition of a right-to-use asset and liability for all leases (excluding short-term leases with less than 12 months of tenure and leases relating to low-value assets);
- Depreciation of right-to-use assets in line with AASB 116: *Property, Plant and Equipment* in profit or loss and unwinding of the liability in principal and interest components;
- Variable lease payments that depend on an index or a rate are included in the initial measurement of the lease liability using the index or rate at the commencement date;
- By applying a practical expedient, a lessee is permitted to elect not to separate non-lease components and instead account for all components as a lease; and
- Addition disclosure requirements.

The transitional provisions of AASB 16 allow a lessee to either retrospectively apply the Standard to comparatives in line with AASB 108 or recognize the cumulative effect of retrospective application as an adjustment to opening equity on the date of initial application.

Although the directors anticipate that the adoption of AASB 16 will not have an impact on the Group's financial statements, it is impracticable at this stage to provide a reasonable estimate of such impact.

**AEERIS LTD ABN 18 166 705 595
AND CONTROLLED ENTITIES**

NOTES TO THE FINANCIAL STATEMENTS FOR THE YEAR ENDED 30 JUNE 2016

NOTE 2. Parent Information

The following information has been extracted from the books and records of the parent and has been prepared in accordance with Australian Accounting Standards.

	2016	2015
	\$	\$
Statement of Financial Position		
ASSETS		
Current Assets	1,658,459	2,980,274
Non Current Assets	3,352,104	1,958,727
TOTAL ASSETS	5,010,563	4,939,001
LIABILITIES		
Current Liabilities	7,377	91
Non-Current Liabilities	-	-
TOTAL LIABILITIES	7,377	91
EQUITY		
Issued Capital	4,921,017	4,904,442
Options Reserve	94,967	94,967
Retained Earnings	(12,798)	(60,499)
TOTAL EQUITY	5,003,186	4,938,910
Statement of Profit or Loss		
Total Profit/(Loss)	41,446	(34,637)

Guarantees

Aeeris Ltd did not enter into any deed of cross guarantees during the period.

Contingent Liabilities

Aeeris Ltd does not have any contingent liabilities.

Contractual Commitments

Aeeris Ltd does not have any contractual commitments.

	Consolidated 30-Jun-2016	Consolidated 30-Jun-2015
	\$	\$
NOTE 3. Revenue and Other Income		
Revenue from ordinary activities		
Sales Revenue:		
Subscription Income	1,396,773	971,441
Rendering of services	50,000	538
	1,446,773	971,979
Other income:		
Interest received	54,932	22,939
Total Revenue and Other Income	1,501,705	994,918

**AEERIS LTD ABN 18 166 705 595
AND CONTROLLED ENTITIES
NOTES TO THE FINANCIAL STATEMENTS FOR THE YEAR ENDED 30 JUNE 2016**

	Consolidated 30-Jun-2016 \$	Consolidated 30-Jun-2015 \$
NOTE 4. Employee Benefits Expense		
Total wages, salary, super and employee expense	1,245,143	570,639
Capitalised wages, salary, super and employee expense	702,556	302,714
Expensed wages, salary, super and employee expense	542,587	267,925
Total wages, salary, super and employee expense	<u>1,245,143</u>	<u>570,639</u>

NOTE 5. Other Expenses

Expenses included in other expenses

Software Development	-	19,007
Internet & Hosting Charges	42,872	12,966
Legal Costs	8,369	11,056
Rent	74,480	64,592
Travelling & Accommodation	104,129	84,535
Accounting/Corporate Services	105,088	129,833
ASX Listing Fee	24,909	72,041
Corporate Secretarial	39,600	34,979
Other Administration & Operating Costs	250,976	350,474
Total Other Expenses	<u>650,423</u>	<u>779,483</u>

NOTE 6. Income Tax Expense

Prima Facie income tax credit on loss from ordinary activities at 28.5% is (\$419,581), 2015: 30% (\$216,665), has not been brought to account.

NOTE 7. Key Management Personnel Compensation

Refer to the remuneration report contained in the directors' report for details of the remuneration paid or payable to each member of the Group's key management personnel (KMP) for the year ended 30 June 2016.

The totals of remuneration paid to KMP of the company and the Group during the year are as follows:

	2016 \$	2015 \$
Short-term employee benefits	282,500	209,378
Share-based payments	-	23,250
Total KMP compensation	<u>282,500</u>	<u>232,628</u>

Short-term employee benefits

These amounts include fees and benefits paid to the executive chair and non-executive directors as well as all salary, paid leave benefits, fringe benefits and cash bonuses awarded to executive directors and other KMP.

**AEERIS LTD ABN 18 166 705 595
AND CONTROLLED ENTITIES
NOTES TO THE FINANCIAL STATEMENTS FOR THE YEAR ENDED 30 JUNE 2016**

Share-based Payments

These amounts represent the expense related to the participation of KMP in equity-settled benefit schemes as measured by the fair value of the options, rights and shares granted on grant date.

Further information in relation to KMP remuneration can be found in the directors' report.

	Consolidated 30-Jun-2016 \$	Consolidated 30-Jun-2015 \$
--	--	--

NOTE 8. Auditors' Remuneration

Remuneration of the auditor for:

• Auditing or reviewing the financial report	30,678	24,000
--	--------	--------

NOTE 9. Dividends

No dividends were declared or paid during the 2016 financial year.

NOTE 10. Earnings Per Share

Basic and diluted Loss per share (cents)	(2.69)	(1.66)
Loss used to calculate basic and diluted loss per share	(1,472,213)	(722,216)
Weighted average number of ordinary shares used in the calculation of basic and diluted loss per share	54,819,312	43,564,905

The potential ordinary shares, being its options granted, are not considered dilutive as the conversion of these options would result in a decrease in the net loss per share.

NOTE 11. Cash and Cash Equivalents

Cash on Hand	140	271
Cash at Bank	1,734,208	3,073,548
	1,734,348	3,073,819

Reconciliation of cash

Cash and Cash Equivalents reported in the statement of cash flows are reconciled to the equivalent items in the statement of financial position as follows:

Cash on Hand	140	271
Cash at Bank	1,734,208	3,073,548
	1,734,348	3,073,819

**AEERIS LTD ABN 18 166 705 595
AND CONTROLLED ENTITIES
NOTES TO THE FINANCIAL STATEMENTS FOR THE YEAR ENDED 30 JUNE 2016**

	Consolidated 30-Jun-2016 \$	Consolidated 30-Jun-2015 \$
NOTE 12. Trade and Other Receivables		
Current		
Trade Debtors	133,348	96,142
GST Paid	14,966	39,564
Other Receivables	1,264	-
Total current trade and other receivables	149,578	135,706

Credit Risk

The group has no significant concentration of credit risk with respect to any single counterparty or group of counterparties other than those receivables specifically provided for and mentioned in Note 12. The class of assets described as "trade and other receivables" is considered to be the main source of credit risk related to the group.

The following table details the group's trade and other receivables exposed to credit risk with ageing analysis and impairment provided for thereon. Amounts are considered as "past due" when the debt has not been settled with the terms and conditions agreed between the group and the customer or counterparty to the transaction. Receivables that are past due are assessed for impairment by ascertaining solvency of the debtors and are provided for where there are specific circumstances indicating that the debt may not be fully repaid to the group.

The balances of receivables that remain within trade terms are considered to be of high credit quality.

	Gross Amount	Past Due and Impaired	Past Due but Not Impaired (Days Overdue)				Within Initial Trade Terms
			<30	31-60	61-90	>90	
2016							
Trade Receivables	149,578	-	135,872	9,166	1,094	3,446	149,578
Total	149,578	-	135,872	9,166	1,094	3,446	149,578
2015							
Trade Receivables	135,706	-	132,591	528	2,440	147	135,706
Total	135,706	-	132,591	528	2,440	147	135,706

NOTE 13. Interests in Subsidiary

Subsidiary

The subsidiary listed below has share capital consisting solely of ordinary shares which are held directly by the Group. The proportion of ownership interests held equals the voting rights held by the Group. The subsidiary's principal place of business is also its country of incorporation.

Name of Subsidiary	Principle Place of Business	Ownership Interest held by the Group	
		2016	2015
Early Warning Network Pty Ltd	Australia	100%	100%

**AEERIS LTD ABN 18 166 705 595
AND CONTROLLED ENTITIES
NOTES TO THE FINANCIAL STATEMENTS FOR THE YEAR ENDED 30 JUNE 2016**

	Consolidated 30-Jun-2016 \$	Consolidated 30-Jun-2015 \$
NOTE 14. Property, Plant and Equipment		
Office Equipment		
At cost	29,087	15,793
Accumulated depreciation	(13,020)	(3,102)
	<u>16,067</u>	<u>12,691</u>
Camera Equipment		
At cost	53,360	44,195
Accumulated depreciation	(30,086)	(17,153)
	<u>23,274</u>	<u>27,042</u>
Furniture and Fittings		
At cost	5,640	5,640
Accumulated depreciation	(690)	(140)
	<u>4,950</u>	<u>5,500</u>
Motor Vehicles		
At cost	12,000	12,000
Accumulated depreciation	(3,475)	(633)
	<u>8,525</u>	<u>11,367</u>
Boat		
At cost	3,409	3,409
Accumulated depreciation	(1,194)	(455)
	<u>2,215</u>	<u>2,954</u>
Total Property, Plant and Equipment	<u><u>55,031</u></u>	<u><u>59,554</u></u>
NOTE 15. Intangible Assets		
Goodwill		
Opening Balance	530,825	530,825
Movements during the year	-	-
Accumulated Impairment Losses	(278,109)	-
Balance at year end	<u>252,716</u>	<u>530,825</u>
EWN Development Expenditure		
Opening Balance	602,397	208,918
Movements during the year	1,014,127	460,412
Amortisation	(805,179)	(66,933)
Balance at year end	<u>811,345</u>	<u>602,397</u>
Total Intangibles	<u><u>1,064,061</u></u>	<u><u>1,133,222</u></u>

**AEERIS LTD ABN 18 166 705 595
AND CONTROLLED ENTITIES**

NOTES TO THE FINANCIAL STATEMENTS FOR THE YEAR ENDED 30 JUNE 2016

Impairment Testing Of Goodwill

Goodwill is tested for impairment annually or when the directors believe an impairment indicator has occurred. During the year, the directors believe that there was an indicator of impairment and have valued this impairment to be \$278,109.

EWN Development Expenditure

The EWN Development Expenditure is amortised over 5 years.

	Consolidated 30-Jun-2016 \$	Consolidated 30-Jun-2015 \$
NOTE 16. Other Non-current Assets		
Rental Bond	15,000	15,000
	15,000	15,000
NOTE 17. Trade and Other Payables		
Current		
Trade Creditors	65,083	91,410
Superannuation Liability	13,298	15,534
Payroll Tax	24,097	-
GST Collected	14,086	25,821
PAYG Withholding	31,496	35,865
Sundry Creditors	2,600	9,519
Unearned Income	93,305	37,738
	243,965	215,887
NOTE 18. Provisions		
Employee Benefits		
Opening Balance at 1 July	28,334	5,208
Net movement during the year	22,022	23,126
Balance at 30 June	50,356	28,334

Provision for Employee Benefits

Provision for employee benefits represents amounts accrued for annual leave.

The current portion for this provision includes the total amount accrued for annual leave entitlements that have vested due to employees having completed the required period of service. Based on past experience, the Group does not expect the full amount of annual leave balances classified as current liabilities to be settled within the next 12 months. However, these amounts must be classified as current liabilities since the Group does not have an unconditional right to defer the settlement of these amounts in the event employees wish to use their leave entitlement.

**AEERIS LTD ABN 18 166 705 595
AND CONTROLLED ENTITIES
NOTES TO THE FINANCIAL STATEMENTS FOR THE YEAR ENDED 30 JUNE 2016**

	Consolidated 30-Jun-2016	Consolidated 30-Jun-2015
	\$	\$
NOTE 19. Issued Capital		
54,902,570 (2015: 54,775,070) Fully Paid Ordinary Shares	4,921,017	4,904,442
	2016 No.	2015 No.
Ordinary Shares		
At the beginning of the reporting period	54,775,070	3,777,507
10 Share Split (1:10) adjustment – 20 August 2014	-	33,997,563
Shares Issued – 10 October 2014	-	2,500,000
Shares Issued – 21 March 2015	-	14,500,000
Shares Issued – 25 February 2016	127,500	-
At the end of the reporting period	<u>54,902,570</u>	<u>54,775,070</u>

Ordinary shareholders participate in dividends and the proceeds on winding-up of the parent entity in proportion to the number of shares held.

At the shareholders' meeting each ordinary share is entitled to one vote when a poll is called, otherwise each shareholder has one vote on a show of hands.

Options

For more information relating to the Aeeris Ltd employee option plan, including details of options issued, exercised and lapsed during the financial year and the options outstanding at year-end, refer to Note 24.

For information relating to share options issued to key management personnel during the financial year, refer to Note 24.

Capital Management

Management controls the capital of the Group in order to maintain a sustainable debt to equity ratio, generate long-term shareholder value and ensure that the Group can fund its operations and continue as a going concern.

The Group's debt and capital include financial liabilities and ordinary share capital and is not subject to any externally imposed capital requirements. Management effectively manages the Group's capital by assessing the Group's financial risks and adjusting its capital structure in response to changes in these risks and in the market. These responses include the management of debt levels distributions to shareholders and share issues.

NOTE 20. Capital and Leasing Commitments

The company does not have any commitments other than what is declared in this financial report.

NOTE 21. Contingent Liabilities and Contingent Assets

The company does not have any contingent liabilities or contingent assets.

**AEERIS LTD ABN 18 166 705 595
AND CONTROLLED ENTITIES**

NOTES TO THE FINANCIAL STATEMENTS FOR THE YEAR ENDED 30 JUNE 2016

Note 22. Operating Segments

The consolidated entity operates predominantly in one business and one geographical segment being early warning notifications within Australia.

	Consolidated 30-Jun-2016 \$	Consolidated 30-Jun-2015 \$
Revenue		
Operating revenue	1,446,773	971,979
Interest revenue	54,932	22,939
Other revenue	413,842	188,948
Total revenue	<u>1,915,547</u>	<u>1,183,866</u>
Expenses		
Other expenses	(2,277,490)	(1,818,217)
Depreciation & amortisation expenses	<u>(1,110,270)</u>	<u>(87,865)</u>
Segment results	<u>(1,472,213)</u>	<u>(722,216)</u>
Assets		
Current assets	1,883,926	3,209,525
Property plant & equipment	55,031	59,554
Intangibles	1,064,061	1,133,222
Other non-current assets	15,000	15,000
Total Assets	<u>3,018,018</u>	<u>4,417,301</u>
Current Liabilities	294,321	244,221
Non-current liabilities	-	-
Net Assets	<u>2,723,697</u>	<u>4,173,080</u>

NOTE 23. Cash Flow Information

Reconciliation of Cash Flow from Operations with Profit after Income Tax

Losses after income tax	(1,472,213)	(722,216)
-------------------------	-------------	-----------

Non-Cash flows in loss

Depreciation and amortisation	1,110,270	87,865
Share based payments - options	22,830	55,785

Changes in assets and liabilities, net of the effects of purchase and disposal of subsidiaries

(Increase)/decrease in trade and other receivables	(13,872)	(50,787)
Increase/(decrease) in trade and other payables	28,078	91,762
Increase/(decrease) in provisions	22,022	23,126
	<u>(302,885)</u>	<u>(514,465)</u>

**AEERIS LTD ABN 18 166 705 595
AND CONTROLLED ENTITIES**

NOTES TO THE FINANCIAL STATEMENTS FOR THE YEAR ENDED 30 JUNE 2016

NOTE 24. Share-Based Payments

On 25 February 2016, 127,500 full paid ordinary shares were issued to 17 employees as a reward for their hard work and as an incentive for future performance. The value of the shares issued was \$16,575.

On 12 November 2015, 150,000 options valued at \$6,255 were issued to contractors on the terms and conditions as contained in their contracts of engagement. These options lapsed unexercised on 25 May 2016 following the contractor's departure from the company.

A summary of the movements of all company options issued is as follows:

	Number
Options Outstanding as at 1 July 2014	-
Granted	9,190,000
Forfeited	-
Exercised	-
Expired	-
Options Outstanding as at 30 June 2015	9,190,000
Granted	150,000
Forfeited	(150,000)
Exercised	-
Expired	-
Options Outstanding as at 30 June 2016	9,190,000
Options exercisable as at 30 June 2015	9,190,000
Options exercisable as at 30 June 2014	9,190,000

The weighted average remaining contractual life of options outstanding at year-end was 3.5 years. The weighted average exercise price of outstanding options at the end of the reporting period was \$0.50.

NOTE 25. Events after the Reporting Period

The directors are not aware of any significant events since the end of the reporting period.

NOTE 26. Related Party Transactions

The Group's main related parties are as follows:

- *Key Management Personnel*
Any person having authority and responsibility for planning, directing and controlling the activities of the entity, directly or indirectly, including any director (whether executive or otherwise) of that entity are considered key management personnel.
For details of disclosures relating to key management personnel, refer to Note 7.
- *Entities subject to significant influence by the Group*
An entity that has the power to participate in the financial and operating policy decisions of an entity, but does not have control over those policies, is an entity which holds significant influence. Significant influence may be gained by share ownership statute or agreement.
- *Other Related Parties*
Other related parties include entities controlled by the ultimate parent entity and entities over which key management personnel have joint control.

**AEERIS LTD ABN 18 166 705 595
AND CONTROLLED ENTITIES
NOTES TO THE FINANCIAL STATEMENTS FOR THE YEAR ENDED 30 JUNE 2016**

Transactions with Related Parties

Transactions between related parties are on normal commercial terms and conditions no more favourable than those available to other parties unless otherwise stated.

The following transactions occurred with related parties:

Kerry Plowright through his controlled entity WASPZ Pty Ltd, was paid \$43,800 in director's fees including superannuation and \$110,000 for consulting services rendered during the year.

Ben Loiterton through his controlled entity Venturastar Pty Ltd, was paid \$43,800 in director's fees including superannuation and \$80,000 for consulting services rendered during the year.

Bryce Reynolds through his related party entity Bluestar Management Pty Ltd, was paid \$43,800 in director's fees including superannuation during the year.

Margo Plowright was paid \$80,000 for services rendered during the year.

NOTE 27. Financial Risk Management

The group's financial instruments consist mainly of deposits with banks, accounts receivables and payables and loans to subsidiaries.

The totals for each category of financial instruments, measured in accordance with AASB 139: *Financial Instruments: Recognition and Measurement* as detailed in the accounting policies to these financial statements, are as follows:

	Note	Consolidated Group	
		2016	2015
		\$	\$
Financial Assets			
Cash and Cash Equivalents	11	1,734,348	3,073,819
Loans and Receivables	12	149,578	135,706
Total Financial Assets		1,883,926	3,209,525
Financial Liabilities			
Trade and Other Payables	17	243,965	215,887
Total Financial Liabilities		243,965	215,887

Financial Risk Exposures and Management

The Group has no exposure through financial instruments and therefore has minimal credit risk and liquidity risk. There have been no substantive changes in the types of risks the Group is exposed to, how these risks arise, or the Board's objectives, policies and processes for managing or measuring the risks from the previous period.

**AEERIS LTD ABN 18 166 705 595
AND CONTROLLED ENTITIES
NOTES TO THE FINANCIAL STATEMENTS FOR THE YEAR ENDED 30 JUNE 2016**

a) Credit Risk

Exposure to credit risk relating to financial assets arises from the potential non-performance by counterparties of contract obligations that could lead to a financial loss to the Group.

Credit risk is managed through the maintenance of procedures (such as the utilisation of systems for the approval, granting and renewal of credit limits, regular monitoring of exposures against such limits and monitoring of the financial stability of significant customers and counterparties), ensuring to the extent possible that customers and counterparties to transactions are of sound credit worthiness. Such monitoring is used in assessing receivables for impairment. Depending on the division within the Group, credit terms are 30 days from the invoice date.

Credit Risk Exposures

The maximum exposure to credit risk by class of recognised financial assets at the end of the reporting period, excluding the value of any collateral or other security held, is equivalent to the carrying amount and classification of those financial assets (net of any provisions) as presented in the statement of financial position. Credit risk also arises through the provision of financial guarantees, as approved at board level, given to parties securing the liabilities of certain subsidiaries.

The Group has no significant concentrations of credit risk with any single counterparty or group of counterparties. Details with respect to credit risk of trade and other receivables are provided in Note 12.

Trade and other receivables that are neither past due nor impaired are considered to be of high credit quality. Aggregates of such amounts are detailed in Note 12.

b) Liquidity Risk

Liquidity risk arises from the possibility that the Group might encounter difficulty in settling its debts or otherwise meeting its obligations related to financial liabilities. The Group manages this risk through the following mechanisms:

- preparing forward-looking cash flow analyses in relation to its operating, investing and financing activities;
- obtaining funding from a variety of sources;
- maintaining a reputable credit profile;
- managing credit risk related to financial assets;
- only investing surplus cash with major financial institutions; and
- comparing the maturity profile of financial liabilities with the realisation profile of financial assets.

Cash flows realised from financial assets reflect management's expectation as to the timing of realisation. Actual timing may therefore differ from that disclosed. The timing of cash flows presented in the table to settle financial liabilities reflects the earliest contractual settlement dates and does not reflect management's expectations that banking facilities will be rolled forward.

**AEERIS LTD ABN 18 166 705 595
AND CONTROLLED ENTITIES**

NOTES TO THE FINANCIAL STATEMENTS FOR THE YEAR ENDED 30 JUNE 2016

Consolidated Group	Within 1 Year		1 to 5 Years		Over 5 Years		Total	
	2016	2015	2016	2015	2016	2015	2016	2015
Financial Liabilities due for Payment								
Trade and other Payables	243,965	215,887	-	-	-	-	243,965	215,887
Total Expected Outflows	243,965	215,887	-	-	-	-	243,965	215,887
Financial Assets – Cash Flows Realisable								
Cash and Cash Equivalents	-	-	-	-	-	-	-	-
Trade and other Receivables	149,578	135,706	-	-	-	-	149,578	135,706
Total anticipated inflows	149,578	135,706	-	-	-	-	149,578	135,706
Net (outflow)/inflow on financial instruments	(94,387)	(80,181)	-	-	-	-	(94,387)	(80,181)

Fair Value Estimations

The fair values of financial assets and financial liabilities are presented in the following table and can be compared to their carrying amounts as presented in the statement of financial position. Refer to Note 28 for detailed disclosures regarding the fair value measurement of the Group's financial assets and financial liabilities.

Consolidated Group	Note	2016		2015	
		Carrying Amount	Fair Value	Carrying Amount	Fair Value
Financial Assets					
Cash and Cash Equivalents	11	1,734,348	1,734,348	3,073,819	3,073,819
Trade and Other Receivables	12	149,578	149,578	135,706	135,706
Total Financial Assets		1,883,926	1,883,926	3,209,525	3,209,525
Financial Liabilities					
Trade and Other Payables	17	243,965	243,965	215,887	215,887
Total Financial Liabilities		243,965	243,965	215,887	215,887

Cash and cash equivalents, trade and other receivables, and trade and other payables are short-term instruments in nature whose carrying amounts are equivalent to their fair values.

**AEERIS LTD ABN 18 166 705 595
AND CONTROLLED ENTITIES**

NOTES TO THE FINANCIAL STATEMENTS FOR THE YEAR ENDED 30 JUNE 2016

NOTE 28. Fair Value Measurements

The group does not subsequently measure any liabilities at fair value on a non-recurring basis.

Fair Value Hierarchy

AASB 13: *Fair Value Measurement* requires the disclosure of fair value information by level of the fair value hierarchy, which categorises fair value measurements into one of three possible levels based on the lowest level that an input that is significant to the measurement can be categorised into as follows:

Level 1	Level 2	Level 3
Measurements based on quoted prices in active markets for identical assets or liabilities that the entity can access at the measurement date.	Measurements based on inputs other than quoted prices included in Level 1 that are observable for the asset or liability, either directly or indirectly.	Measurements based on unobservable inputs for the asset or liability.

The fair values of assets and liabilities that are not traded in an active market are determined using one or more valuation techniques. These valuation techniques maximise, to the extent possible, the use of observable market data. If all significant inputs required to measure fair value are observable, the asset or liability is included in Level 2. If one or more significant inputs are not based on observable market data, the asset or liability is included in Level 3.

Valuation Techniques

The Group selects a valuation technique that is appropriate in the circumstances and for which sufficient data is available to measure fair value. The availability of sufficient and relevant data primarily depends on the specific characteristics of the asset or liability being measured. The valuation techniques selected by the Group are consistent with one or more of the following valuation approaches:

- *Market Approach*: valuation techniques that use prices and other relevant information generated by market transactions for identical or similar assets or liabilities
- *Income Approach*: valuation techniques that convert estimated future cash flows or income and expenses into a single discounted present value
- *Cost Approach*: valuation techniques that reflect the current replacement cost of an asset at its current service capacity.

Each valuation technique requires inputs that reflect the assumptions that buyers and sellers would use when pricing the asset or liability, including assumptions about risks. When selecting a valuation technique, the Group gives priority to those techniques that maximise the use of observable inputs and minimise the use of unobservable inputs. Inputs that are developed using market data (such as publicly available information on actual transactions) and reflect the assumptions that buyers and sellers would generally use when pricing the asset or liability are considered observable, whereas inputs for which market data is not available and therefore are developed using the best information available about such assumptions are considered unobservable.

**AEERIS LTD ABN 18 166 705 595
AND CONTROLLED ENTITIES**

NOTES TO THE FINANCIAL STATEMENTS FOR THE YEAR ENDED 30 JUNE 2016

The following tables provide the fair values of the Group's assets and liabilities measured and recognised on a recurring basis after initial recognition and their categorisation within the fair value hierarchy:

30 June 2016					
Recurring Fair Value Measurements	Note	Level 1	Level 2	Level 3	Total
<i>Financial Assets</i>					
Cash and Cash Equivalents	11	1,734,348	-	-	1,734,348
Trade and other Receivables	12	149,578	-	-	149,578
Total Financial Assets		1,883,926	-	-	1,883,926
<i>Non Financial Assets</i>					
Property Plant and Equipment	14	55,031	-	-	55,031
Intangibles	15	-	-	1,064,061	1,064,061
Other Assets	16	15,000	-	-	15,000
Total Non Financial Assets		70,031	-	1,064,061	1,134,092
<i>Liabilities</i>					
Trade and other Payables	17	243,965	-	-	243,965
Provisions	18	50,356	-	-	50,356
Total Liabilities		294,321	-	-	294,321

There were no transfers between Level 1 and level 2 for assets and liabilities measured at fair value on a recurring basis during the reporting period (2015: no transfers).

Reconciliation of Recurring Level 3 Fair Value Measurements

	Intangibles
	\$
Balance at the beginning of the year	1,133,222
Additions during the year	1,014,127
Gains/(losses) recognised in profit or loss during the year	(1,083,288)
Balance at the end of the year	1,064,061

**Consolidated
30-Jun-2016
\$**

**Consolidated
30-Jun-2015
\$**

Note 29. Reserves

Option Reserve

The option reserve records items recognised as expenses on valuation of employee share options.

Options Reserve

Opening Balance in Options Reserve	94,967	-
Options issued during the year	6,255	94,967
Options forfeited during the year	(6,255)	-
Balance as at 30 June	94,967	94,967

**AEERIS LTD ABN 18 166 705 595
AND CONTROLLED ENTITIES**

NOTES TO THE FINANCIAL STATEMENTS FOR THE YEAR ENDED 30 JUNE 2016

NOTE 30. Accumulated Losses

Accumulated losses at the beginning of the financial year	(826,329)	(104,113)
Net loss attributable to members of the group	(1,472,213)	(722,216)
Transfer from options reserve	6,255	-
Accumulated losses at the end of the financial year	(2,292,287)	(826,329)

NOTE 31. Company Details

The registered office of the Company is:

120 Chinderah Bay Drive
Chinderah NSW 2487

The principle places of business are:

120 Chinderah Bay Drive
Chinderah NSW 2487

INDEPENDENT AUDITOR'S REPORT

Sydney | Melbourne | Canberra



AEERIS LIMITED ABN 18 166 705 595 AND CONTROLLED ENTITIES

INDEPENDENT AUDITOR'S REPORT TO THE MEMBERS OF AEERIS LIMITED ABN 18 166 705 595 AND CONTROLLED ENTITIES

Report on the Financial Report

We have audited the accompanying financial report of Aeeris Limited, which comprises the consolidated statement of financial position as at 30 June 2016, the consolidated statement of profit or loss, the consolidated statement of changes in equity and the consolidated statement of cash flows for the year then ended, notes comprising significant accounting policies and other explanatory information and the directors' declaration of the consolidated entity comprising the company and the entities it controlled at the year's end or from time to time during the financial year.

Directors' Responsibility for the Financial Report

The directors of the company are responsible for the preparation of the financial report that gives a true and fair view in accordance with Australian Accounting Standards and the *Corporations Act 2001* and for such internal control as the directors determine is necessary to enable the preparation of the financial report that is free from material misstatement, whether due to fraud or error. In Note 1, the directors also state, in accordance with Accounting Standard AASB 101: *Presentation of Financial Statements*, that the financial statements comply with International Financial Reporting Standards (IFRS).

Auditor's Responsibility

Our responsibility is to express an opinion on the financial report based on our audit. We conducted our audit in accordance with Australian Auditing Standards. Those standards require that we comply with relevant ethical requirements relating to audit engagements and plan and perform the audit to obtain reasonable assurance whether the financial report is free from material misstatement.

An audit involves performing procedures to obtain audit evidence about the amounts and disclosures in the financial report. The procedures selected depend on the auditor's judgment, including the assessment of the risks of material misstatement of the financial report, whether due to fraud or error. In making those risk assessments, the auditor considers internal control relevant to the entity's preparation and fair presentation of the financial report in order to design audit procedures that are appropriate in the circumstances, but not for the purpose of expressing an opinion on the effectiveness of the entity's internal control. An audit also includes evaluating the appropriateness of accounting policies used and the reasonableness of accounting estimates made by the directors, as well as evaluating the overall presentation of the financial report.

We believe that the audit evidence we have obtained is sufficient and appropriate to provide a basis for our audit opinion.

Independence

In conducting our audit, we have complied with the independence requirements of the *Corporations Act 2001*.

Auditor's Opinion

In our opinion:

- a) the financial report of Aeeris Limited is in accordance with the *Corporations Act 2001*, including:
 - i. giving a true and fair view of the consolidated entity's financial position as at 30 June 2016 and of its performance for the year ended on that date; and
 - ii. complying with Australian Accounting Standards and the *Corporations Regulations 2001*; and
- b.) the financial report also complies with International Financial Reporting Standards as disclosed in Note 1.

Report on the Remuneration Report


We have audited the remuneration report included in the directors' report for the year ended 30 June 2016. The directors of the company are responsible for the preparation and presentation of the remuneration report in accordance with s 300A of the *Corporations Act 2001*. Our responsibility is to express an opinion on the remuneration report, based on our audit conducted in accordance with Australian Auditing Standards.

Auditor's Opinion

In our opinion the remuneration report of Aeeris Limited for the year ended 30 June 2016 complies with section 300A of the *Corporations Act 2001*.

MNSA Pty Ltd

MNSA Pty Ltd



Mark Schiliro

Sydney, 30th August 2016

ADDITIONAL INFORMATION FOR LISTED PUBLIC COMPANIES

The following information is current as at 23 September 2016.

Shareholding		
Distribution of Shareholders	Number	
Category (size of holding)	Holders	Units
1-1,000	8	901
1,001-5,000	24	74,135
5,001-10,000	128	1,031,923
10,001-100,000	100	4,075,500
100,000-99,000,000,000	49	49,720,111
Totals	309	54,902,570

The names of the substantial shareholders as disclosed in substantial holding notices given to the Company are:

Shareholder	Number of Shares
Mr Kerry Plowright#	21,570,490
K & M Plowright Super Pty Limited	4,235,500
Waspz Pty Limited	4,085,000
Ms Margo Plowright	5,160,000
Venturastar Pty Limited	4,257,000
Mr Bryce Reynolds*	2, 791, 350
Jetosea Pty Limited	6,100,000

Includes the substantial shareholders associates holdings being K & M Plowright Super Pty Limited, Waspz Pty Limited and Ms Margo Plowright

* Includes related parties

Voting Rights

Each ordinary share is entitled to one vote when a poll is called, otherwise each member present at a meeting or by proxy has one vote on a show of hands. There are no other classes of equity securities.

20 largest Shareholders

No.	Name	No. of Ordinary Shares held	% Issued Capital
1	Mr Kerry Maurice Plowright	8,089,990	14.735%
2	Jetosea Pty Limited	6,100,000	11.111%
3	Ms Margo Plowright	5,160,000	9.398%
4	Venturastar Pty Limited	4,257,000	7.754%
5	K&M Plowright Super Pty Limited	4,235,500	7.715%
6	Waspz Pty Limited	4,085,000	7.440%
7	Jetosea Pty Ltd	2,713,858	4.943%
8	UBS Nominees Pty Ltd	2,000,000	3.643%
9	Veritas Consolidated Pty Ltd	1,881,350	3.427%
10	Teldar Corporation Pty Ltd	1,500,000	2.732%
11	HSBC Custody Nominees (Australia) Limited	610,000	1.111%
12	Teldar Corporation Pty Ltd<Teldar Investment A/C>	600,000	1.093%
13	Mr Michael Pryce	500,000	0.911%
14	Veritas Securities Limited	500,000	0.911%
15	Mad Fish Management Pty Ltd	462,237	0.842%
16	Mr William Beckwith Hayden & Mrs Julie Margaret Hayden</W&J Hayden Super Fund A/C>	400,000	0.729%
17	Mr Stephen Aboud & Mrs Naomi Aboud	400,000	0.729%
18	CS Fourth Nominees Pty Limited<HSBC Cust Nom Au Ltd 11 A/C>	356,077	0.649%
19	Vertias Consolidated Pty Ltd	335,000	0.610%
20	Miss Janice Denzey	307,142	0.559%
		44,493,154	81.040%



Flooding occurred through 2015/16



Stranded cars caught out in a flash flood event

CORPORATE DIRECTORY

Directors

Kerry Plowright
Executive Chairman & CEO

Ben Loiterton
Executive Director

Bryce Reynolds
Non-Executive Director

Company Secretary

Elissa Hansen

Registered Office

Aeeris Limited
ACN 166 705 595
Level 12
225 George Street
Sydney NSW 2000
Website: www.aeeris.com

Share Registry

Boardroom Pty Ltd
Level 12, 225 George Street
Sydney NSW 2000
Telephone +61 2 9290 9600
Facsimile +61 2 9279 0664

Corporate Advisor

Vertias Securities Limited
Level 4
175 Macquarie Street
Sydney NSW 2000
Phone +61 2 8252 3201
Facsimile +61 2 8252 3299

Solicitors

Capital Legal
Suite 103
53 The Corso
Manly NSW 2095

Auditor

Mark Schiliro & Associates (MNSA)
Pty Ltd
Level 1
283 George Street
Sydney NSW 2000

ASX Code

AER



For personal use only



aeeris limited

120 Chinderah Bay Road
Chinderah NSW 2487
AUSTRALIA

